



CANGZHOU WEISITAI SCAFFOLDING CO., LTD  
沧州威斯泰脚手架有限公司

E-CATALOG



# Company Introduction

Cangzhou Weisitai Scaffolding Co.,Ltd (subsidiary company:Cangzhou Sikete Metal Products Co.,Ltd) is located in Cangzhou City,Hebei Province,China. We mainly manufacture and export scaffolding accessories, formwork accessories and prop accessories.


With mature rolling, stamping, welding, CNC and casting techniques, our annual output are 8000 tons adjustable base jack, 4000 tons screw tie rod, 5000 tons casting products, 2000 tons steel prop parts. We have 16 sets professional rolling equipment, 12 sets stamping equipment, 20 sets welding equipment, and multiple auxiliary equipment units. With advanced production equipment, strict quality management system and rich experience in selling, we supply customers products and service of "stable quality, stable quantity, cost-effective" .

Our main products are divided into the following series:


1. Formwork accessories: Tie rod, wing nut, water stopper, hex nut, climbing cone , formwork clamp, washer plate etc.
2. Scaffolding accessories: Base jack, U head, jack nut, thread rod, base plate etc.
3. Steel prop parts: Heavy duty props, Prop sleeve, prop plate, prop nut, prop pins etc.
4. Cuplock parts: Top cup, bottom cup, ledger blade etc.
5. Ringlock parts: Ringlock rosette, ledger end, brace end, wedge pin etc.
6. Pressed Coupler :JIS swivel coupler, JIS double coupler
7. Forged Coupler : BS swivel coupler, BS forged coupler, girder coupler, putlog coupler, sleeve coupler
8. Customized Products

After years of effort, our products have been exported to over 30 countries and regions in South east Asia, The Middle East, Europe and America, including Singapore, Thailand, USA, UK, UAE, Russian, Norway, Morocco, Bangladesh etc.

Always keeping "Customer First " in mind , We sincerely welcome domestic and foreign customers to visit us to seek common development.



# Factory Show





# Formwork Accessories-Formwork Tie Rod System






WST formwork system tie rods are relatively strong in construction and used in industrial as well as housing sectors. With accurate dimension and high tensile strength, our tie rods have been exported to more than 33 countries. All formwork tie rod accessories also available in our factory.





## 1. Formwork Tie Rod

Tie rod types	12mm Tie Rod	17mm Tie Rod	20mm Tie Rod
<b>Pics</b>			
<b>Material</b>	45# steel	45# steel /Q235 steel	45# steel
<b>Diameter(mm)</b>	10/12	15/17	20/22
<b>Pitch(mm)</b>	4	10/6.35	10
<b>Length(M/PC)</b>	0-6	0-6	0-6
<b>Weight(kg)</b>	0.72	1.5	2.5
<b>Finish</b>	Natural , Electric galvanized		
<b>Color</b>	Original self color, Silver,Golden		
<b>Craft</b>	Cold rolled	Cold rolled	Cold rolled
<b>Strength(KN)</b>	50-65	45# ,140-150 Q235 ,90-100	230-245

## 2. Formwork Tie Nut

Tie Nut types	Wing Nut	Anchor Tie Nut	Swivel Tie Nut	Iron Hex Nut	Steel Hex Nut
Pics					
Material	Ductile casted iron QT450-10				45# steel
Matched Tie Rod	10/12mm, 15/17mm ,20/22mm tie rods				
Weight (kg)	0.175/0.25/0.3/0.61 etc.	0.16/0.36/0.5/0.6/0.65/1 etc.	1.05/1.25/1.3 etc.	0.19/0.34etc.	0.21/0.021etc
Finish	Natural,Electric galvanized,HDG				
Color	Original self color, Silver,Golden				
Craft	Ductile Casted iron				Casted Steel
Heat Treatment	As per customer's requirements				
Strength(KN)	140-150	160	170	160	160





## 3. Formwork Water Stopper and Formwork Cone

Tie Nut types	Water Stopper	Cone Nut
Pics		
Material	Ductile Casted iron QT450-10	Ductile Casted iron QT450-10
Matched Tie Rod	10/12mm, 15/17mm ,20/22mm tie rods	
Weight (kg)	0.18/0.45/0.47/0.52/0.54 etc.	0.33/0.58
Finish	Natural,Electric galvanized,HDG	
Color	Original self color, Silver,Golden	
Craft	Ductile Casted iron	
Heat Treatment	As per customer's requirements	
Strength(KN)	160	90

Remark: we also have another **100+** kinds of tie nuts, customized tie nuts are also available.







#### 4. Formwork Rapid Clamp

Clamp Types	Spring Clamp	Rapid Clamp	Rapid Clamp Tensioner	Fast Clamp
Pics				
Material	Ductile Casted iron QT450-10			Q235 Steel
Weight(kg)	0.37	0.42,0.51	1.3	0.42
Finish	Natural ,painted, Electro galvanized			
Color	Original self color , painted color , silver or golden			
Craft	Ductile Casted Iron			Pressed
Tensile Strength(KN)	36	34-42	/	415MPA




#### 5. Formwork Beam Clamp

Pics				
Material	Ductile Casted iron QT450-10			Q235 Steel
Weight(kg)	1.3/1.5	2.85	3.5	4.1
Finish	Natural , Electro galvanized			
Color	Original self color , silver or golden			
Craft	Ductile Casted Iron			Pressed



## 6. Formwork Washer Plate

<b>Pics</b>			
<b>Material</b>	Q235 Steel		
<b>Matched Tie Rod</b>	10/12mm, 15/17mm ,20/22mm tie rods		
<b>Size(mm)</b>	120*120*5 etc.	50*100*3 etc.	110*110*4 etc.
<b>Weight (kg)</b>	0.5	0.105	0.345
<b>Finish</b>	Natural,Electric galvanized,HDG		
<b>Color</b>	Original self color, Silver,Golden		
<b>Craft</b>	Pressed		
<b>Customized size or shape are acceptable.</b>			

## 7. Other Formwork Accessories






# Scaffolding Accessories

Our main scaffolding accessories are jack base,u head,base plate,thread rod and jack nut etc, with various size and types, they can be used with most types of scaffolding system.






## 1. Jack Base and U Head

<b>Material</b>	Q235 Steel or 20# steel
<b>Finish</b>	Original, Painted, Electro Galvanized,HDG
<b>Color</b>	Self Color, Silver or golden color
<b>Strength</b>	80KN---230KN
<b>Type</b>	Both solid item & hollow items are OK, for hollow items, the tube thickness is 4mm



Adjustable Jack Base ( Hollow or Solid)		
<b>Picture</b>	<b>Tube diameter</b>	30/32/34/38mm etc, Customized Diameter is OK
	<b>Tube Length</b>	400/600mm etc, Customized Length is OK
	<b>Base Plate Size</b>	120*120*5mm 150*150*5mm etc, Customized Size is OK
	<b>Jack Nut</b>	Various Shape and weight are available
	<b>Application</b>	Jack base is located in the bottom of the standards, can provide adjustment for variations in ground levels



<b>Adjustable U Head</b>		
<b>Picture</b>	<b>Tube diameter</b>	30/32/34/38mm etc, Customized Diameter is OK
	<b>Tube Length</b>	400/600mm etc, Customized Length is OK
	<b>U Plate Size</b>	120*120*50*4mm 120*120*50*5mm 150*150*50*4mm 150*150*50*5mm etc, Customized Size is OK
	<b>Jack Nut</b>	Various Shape and weight are available
	<b>Application</b>	U Heads are used in conjunction with either Adjustable Steel Props or System Scaffolding to hold timer beams and formwork accessories in place
<b>Swivel Jack Base</b>		
<b>Picture</b>	<b>Tube diameter</b>	35/38mm etc, Customized Diameter is OK
	<b>Tube Length</b>	600/760mmmm etc, Customized Length is OK
	<b>Base Plate Size</b>	120*120*5mm 150*150*mm etc, Customized Size is OK
	<b>Jack Nut</b>	Various Shape and weight
	<b>Application</b>	Scaffolding Swivel Jacks locate in the bottom of the standards, they provide adjustment to cope with variations in ground levels, and they have the ability to swivel to cope with slopes etc.
<b>U folk Head (Hollow or Solid)</b>		
<b>Picture</b>	<b>Tube diameter</b>	28/30/32/34/35/38/48mm etc, Customized Diameter is OK
	<b>Tube Length</b>	200/280/600/760mm etc, Customized Length is OK
	<b>U Folk head plate Size</b>	Plate : 230*145*5mm      Legs:30*30*3*190mm
	<b>Jack Nut</b>	Various Shape and weight
	<b>Application</b>	U folk Heads are used in conjunction with either Adjustable Steel Props or System Scaffolding to hold timer beams and formwork accessories in place

## 2. Base Plate

<b>Material</b>	Q235 Steel or 20# steel
<b>Finish</b>	Original, Painted, Electro Galvanized,HDG
<b>Color</b>	Self Color, Silver or golden color
<b>Application</b>	To stabilize and support scaffolding
<b>Strength</b>	80KN---160KN

<b>Adjustable Jack Base Plate ( Hollow or Solid)</b>		
<b>Picture</b>	<b>Tube diameter</b>	30/32/34/38mm etc, Customized Diameter is OK
	<b>Tube Length</b>	100mm,150mm or customized
	<b>Plate Size</b>	120*120*5mm 150*150*mm etc, Customized Size is OK
	<b>Solid or Hollow</b>	Both solid item & hollow items are OK, for hollow items, the tube thickness is 4mm
	<b>Hole on the tube or plate</b>	Customized
<b>Adjustable U Head Plate (Hollow or Solid )</b>		
<b>Picture</b>	<b>Tube diameter</b>	30/32/34/38mm etc, Customized Diameter is OK
	<b>Tube Length</b>	100mm,150mm or customized
	<b>Plate Size</b>	120*120*50*4mm 120*120*50*5mm 150*150*50*4mm 150*150*50*5mm etc, Customized Size is OK
	<b>Solid or Hollow</b>	Both solid item & hollow items are OK, for hollow items, the tube thickness is 4mm
	<b>Hole on the tube or plate</b>	Customized
<b>U folk Head Jack (Hollow or Solid )</b>		
<b>Picture</b>	<b>Tube diameter</b>	32/38mm etc, Customized Diameter is OK
	<b>Tube Length</b>	100mm,150mm or customized
	<b>U Folk head plate Size</b>	Plate : 230*145*5mm      Legs:30*30*3*190mm
	<b>Solid or Hollow</b>	Hollow, 4mm thick
	<b>Hole on the tube or plate</b>	Customized

### 3. Jack Nut

<b>Material</b>	Ductile Casted Iron QT450-10
<b>Finish</b>	Original , Painted, Electro Galvanized,HDG
<b>Color</b>	Original Self Color, Silver or golden color
<b>Application</b>	To adjust the height of the scaffolding and help to keep balance.



**Remark: More types or customized types are available**

#### 4. Thread Rod

<b>Material</b>	Q235 steel or 20# steel
<b>Diameter</b>	30/32/34/38mm etc, Customized Diameter is OK
<b>Length</b>	200/280/600/760mm etc, Customized Length is OK
<b>Finish</b>	Original , Painted, Electro Galvanized,HDG
<b>Color</b>	Original Self Color, Silver or golden color
<b>Strength</b>	60-230KN
<b>Application</b>	To support the scaffolding and adjust the height of the scaffolding to keep balance

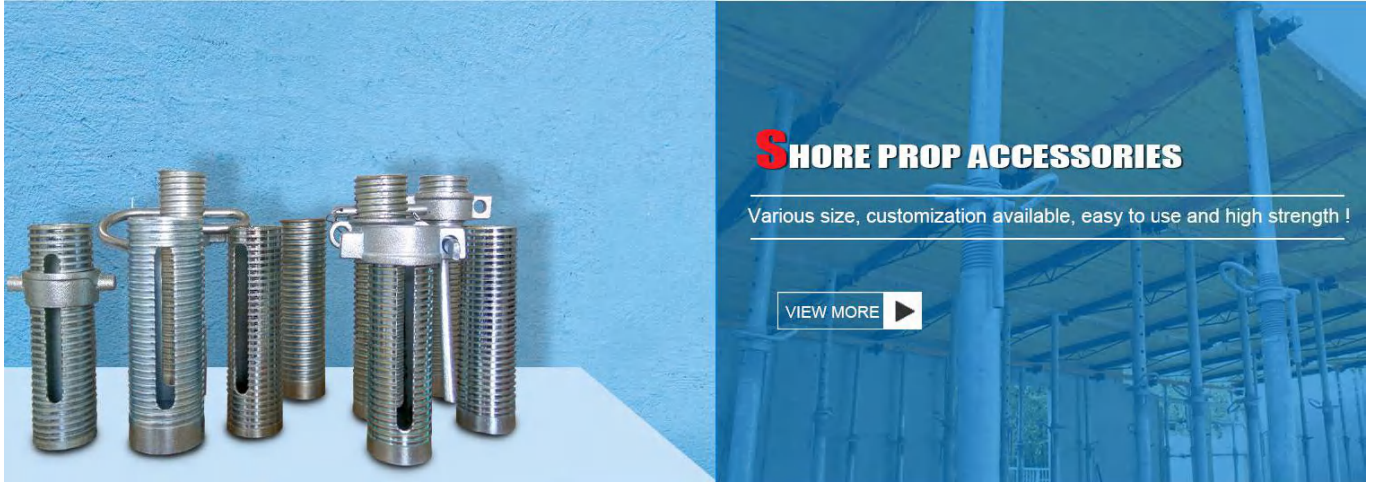


**Remark: More types or customized types available**



# Shore prop Accessories

WST Scaffolding Prop Sleeve System including prop sleeve, prop nut ,prop plate and prop pins. They are used to connect the prop pipes and adjust the height of the steel shore prop, and the prop sleeve usually match the OD60mm outer pipes and OD48mm.inner pipes . Customized types of prop sleeve and prop nut are also available.



## 1. Prop Sleeve

<b>Material:</b> Q235 Steel					
<b>Finish:</b> Original , Painted, Electro Galvanized,HDG					
<b>Color:</b> Original Self Color, Silver or golden color					
Craft: Rolling thread or CNC thread					
<b>Strength:</b> 40KN					
<b>Application:</b> Connect the inner pipe and outer pipe of steel props					
<b>Diameter</b>	60mm	<b>Thickness</b>	2.5/3/3.5mm	<b>Length</b>	150-400mm
<b>Size and Weight</b>					
Thickness2.5mm	Weight	Thickness3.0mm	Weight	Thickness3.5mm	Weight
Height 200mm	0.58kg	Length 200mm	0.72kg	Length 200mm	0.78kg
Length 210mm	0.62kg	Length 210mm	0.76kg	Length 210mm	0.83kg
Length 220mm	0.65kg	Length 220mm	0.80kg	Length 220mm	0.888kg
Length 230mm	0.68kg	Length 230mm	0.83kg	Length 230mm	0.93kg
Length 240mm	0.71kg	Length 240mm	0.86kg	Length 240mm	0.98kg
Length 250mm	0.74kg	Length 250mm	0.90kg	Length 250mm	1.02kg
Remark:					
1. For items 3.5MM thick or thicker , CNC craft is ok, for items less than 3.5MM,threading machine is ok					
2.OD76MM prop sleeve is also available,it's with CNC thread, 4MM or 5MM thick					

## 2. Prop Nut

<b>Material</b>	Ductile Casted Iron QT450-10
<b>Finish</b>	Original , Painted, Electro Galvanized,HDG
<b>Color</b>	Original Self Color, Silver or golden color
<b>Application</b>	To adjust the height of steel props
<b>Weight</b>	0.47/0.5/0.6/0.75kg etc.
<b>Handle</b>	With or without handle are both ok




**Remark: More types or customized types available**



## 3. Prop Cup Nut







<b>Pics</b>		
<b>Material</b>	Q235 steel	Caste iron QT450-10
<b>Weight(kg)</b>	1.38	0.95
<b>Finish</b>	Natural,Galvanized,HDG	
<b>Color</b>	Original Self Color, Silver or golden color	
<b>Application</b>	To connect the pipes and adjust the height of steel props	

#### 4. Prop Plate

<b>Pics</b>			
<b>Material</b>	Q235 Steel		
<b>Size(mm)</b>	110*110*4	120*120*4	140*140*6
<b>Weight(kg)</b>	0.31	0.31	0.66
<b>Finish</b>	Natural,Galvanized,HDG		
<b>Color</b>	Original Self Color, Silver or golden color		
<b>Application</b>	To support the steel prop pipes		

**Remark: More types or customized types available**




#### 5. Prop Pins

<b>Pics</b>						
<b>Material</b>	Q235 Steel					
<b>Dia(mm)</b>	11/12	11/12	11/12	12/14/16	12	12
<b>Weight (kg)</b>	0.15	0.085	0.105	0.32/0.46/0.78	0.133	0.085
<b>Finish</b>	Natural,Galvanized,HDG					
<b>Color</b>	Original Self Color, Silver or golden color					
<b>Application</b>	To fix and adjust the height of the steel props with prop sleeve together					








# Cuplock Scaffolding Accessories

Accessories	Top cup	Bottom cup	Ledger blade
Picture			
Material	Ductile casted iron QT450-10	Q235 Steel	35#
Finish	Natural,Galvanized,HDG		
Color	Original Self Color, Silver or golden color		
Size(mm)	48.3	48.3	48.3
Weight(kg)	0.43/0.45	0.2	0.21
Craft	Casted iron	Pressed	Casted steel
Application	For Cuplock system connection		



# Ringlock Scaffolding Accessories



## 1. Ledger head

Material	ZJ 35# Steel			
Size	48.3mm			
Finish	Original , Electro Galvanized,HDG			
Color	Original Self Color, Silver or golden color			
Application	For Ringlock system connection	0.58kg	0.58kg	0.37kg


## 2. Brace head

Material	ZJ 35# Steel			
Finish	Original , Electro Galvanized,HDG			
Color	Self Color, Silver or golden color			
Application	For Ringlock system connection			
	Weight(kg)	0.365-0.38kg	0.49kg	0.335kg
	Size	42mm	48.3mm	48.3mm

### 3. Rosette

<b>Material</b>	Q235 Steel			
<b>Finish</b>	Original , Electro Galvanized,HDG	<b>Matched Tube(mm)</b>	48	60
<b>Color</b>	Self Color, Silver or golden color	<b>Thickness(mm)</b>	7.75/9.75	7.75/9.95
<b>Application</b>	For Ringlock system connection	<b>Inner Dia(mm)</b>	50	62
		<b>Weight(kg)</b>	0.38/0.46	0.46/0.55

### 4. Ringlock Pins

<b>Material</b>	Q235 Steel			
<b>Finish</b>	Original , Electro Galvanized,HDG	<b>Size(mm)</b>	L138*W28*T6	L140*W30*T6
<b>Color</b>	Self Color, Silver or golden color	<b>Weight(kg)</b>	0.12	0.12
<b>Application</b>	For Ringlock system connection			



## Frame Scaffolding Accessories




## 1.Scaffolding Joint Pin

<b>Pics</b>		
<b>Material</b>	Q195 Steel	Q195 Steel
<b>Finish</b>	Electric galvanized	Electric galvanized
<b>Color</b>	silver	silver
<b>Diameter(mm)</b>	34/35/36	34/35/36/40/43
<b>Thickness(mm)</b>	1.35	1.5/1.75/4
<b>Length(mm)</b>	210/220 or customized	210/220 or customized
<b>Weight(kg)</b>	0.25-0.3	




## 2.Scaffolding Cross Brace

<b>Pics</b>		
<b>Material</b>	Q195 Steel	Q195 Steel
<b>Finish and Color</b>	Pre-galvanized, Silver color	
<b>Diameter(mm)</b>	20	22
<b>Thickness(mm)</b>	1.0-1.3	1.0
<b>Length(mm)</b>	1928/2045/2198mm or customized	
<b>Weight(kg)</b>	1.8-2.6	2





### 3.Scaffolding locking pin

<b>Pics</b>	
<b>Material</b>	Q235 Steel
<b>Finish</b>	Natural, electric galvanized,HDG
<b>Color</b>	Original self color ,silver or golden
<b>Size(mm)</b>	OD11*L45,OD12*L45 or customized
<b>Weight(kg)</b>	0.03/0.04







## Scaffolding Couplers

**JIS SWIVEL COUPLER**



Find all the pressed couplers here !

BS1139/EN74 STANDARD  
HIGH PRODUCTION CAPACITY

# 1. Pressed Couplers

Coupler Types	JIS Swivel coupler	JIS Double coupler	British Swivel coupler	British Double coupler
Pics				
Material	Q235 Steel			
Diameter(mm )	48.6*48.6	48.6*48.6	48.3*48.3	48.3*48.3
Thickness(mm)	2.8-3	2.8-3	4.5/4.75	4.5/4.75
Weight(kg)	0.58/0.6	0.58/0.6	0.98/1.02	0.82/0.85
Finish	Electric galvanized ,golden color			
Craft	pressed			
Application	connect the scaffolding tube			

# 2. Forged Couplers

Coupler Types	British Swivel coupler	British Double coupler
Sample		
Material	Q235 Steel	Q235 Steel
Diameter(mm)	48.3*48.3	48.3*48.3
Weight(kg)	0.97kg	1.12kg
Finish	Electric galvanized,silver color	Electric galvanized,silver color
Craft	Drop forged	Drop forged
Application	connect the scaffolding tube	connect the scaffolding tube



### 3. Other Couplers

Types	Fixed girder coupler	Putlog coupler	sleeve coupler	Board Retaining couple
Pics				
Material	Q235 Steel	Q235 Steel	Q235 Steel	Q235 Steel
Diameter(mm)	48.3*48.3mm	48.3*48.3mm	48.3*48.3mm	48.3*48.3mm
Weight(mm)	1.5kg	0.62kg	0.98kg	0.6kg
Finish	Electric galvanized,silver color			
Craft	pressed			
Application	connect the scaffolding tube			

### Steel Shoring Prop

WST Scaffolding mainly make kinds of heavy duty and customized steel prop.The details is as below:

- Diameter: 48/60,63.5/76 or customized
- Length: 1.7-3.1M, 2-3.5M, 2.2-3.9M or customized
- Finish: Pre-galvanized, Electro galvanized,HDG



## Other Products



## Contact Information

Add: Industrial zone of Botou, Cangzhou, Hebei, China

Web: [www.wstscaffolding.com](http://www.wstscaffolding.com)

Tel: 86-(0) 317- 5660798

Fax: 86-(0) 317-5569940

E-mail: [admin@wstscaffolding.com](mailto:admin@wstscaffolding.com)